



RollAStep

MOBILE LADDERS AND PLATFORMS



C Series



G Series

Access when you need it, where you need it.

Designed with ease of use in mind.

In stock and ready to ship!



MP Series



TR Series

Designed for Work, Built for Safety.

C Series | Cantilever Rolling Platform

R-2

Features fixed platform work area and single operator mobility.

The C Series's cantilever work platform allows an operator to take a position above and/or to move onto tall industrial machinery. The steel base provides exceptional counter balance, while the lightweight aluminum upper provides single user maneuverability.

A large, 6 sq.ft. (5.5742e+5 square mm) work platform provides ample room for an operator as well as parts and tools. The self-supporting platform extends 2'5" (737 mm) feet beyond the base of the chassis, providing access while eliminating contact with the equipment being serviced.



Each component is proudly crafted in our South Carolina facility.



Brittany
Customer Service

Optional cage provides off-platform safety

42" (1067 mm) high railing on platform and cage meet OSHA standards

Self-supporting platform

Full-size 2" (51 mm) diameter handrails



Available in sizes from 7 steps to 11 steps

See specs section for details



▲ All-weather slip-resistant tread




Optional cage provides off-platform safety

▲ The 24" (610 mm) wide by 36" (914 mm) long platform provides ample work area. Shown with optional YellowGate swing gate



▲ Wheels swivel 360° for easy placement



No-flat tires

Forklift pockets allow rapid mobility

▲ The heavy, galvanized steel base provides incredible stability, while large no-flat tires provide single user maneuverability

Built for Safety.

The full size 2" (51 mm) diameter handrails are 42" (1067 mm) tall around the work platform and powder coated to meet OSHA standards.

Our aggressive, self-draining tread, is featured on both platforms and steps. This pattern provides safe, all weather access in both rain and snow and reduces ice build up.

Easy to Roll.


The easy steer design and large no-flat tires allow a single operator to easily roll and position the unit, even over rough ground.

The 360° swiveling wheels provide perpendicular or parallel movement and allow easy positioning. Wheels lock for stability.

For efficient longer distance moves, forklift pockets allow rapid relocation.

C Series | Cantilever Rolling Platform


R-4



▲ The C Series is ideal for providing access to the tops of tank trucks.

The self supported cantilevered platform extends 2'5" (737 mm) beyond the wheel base. ▼





◀ The large cage provides ample room for an operator to perform tasks around various hatch sizes.

G Series | Self-Leveling Stair & Work Platform

R-6

Adjustable height anywhere you want it.

The G Series is a variable height, self-leveling platform. Its 24" (610 mm) wide steps and 6 sq.ft. (5.5742e+5 square mm) platform self-level to present a safe walk and work surface throughout its working range.

The aluminum upper, galvanized steel base and stainless hardware is built to last, both indoors and out.

Includes Patent #7,950,095B2.

Other patents pending.



Patsy
Customer Service



Each component is proudly crafted in our South Carolina facility.



360° swivel casters allow for precise placement

▲ The wide steel base provides excellent stability.



▲ Six sq. ft. (5.5742e+5 square mm) work area provides room for an operator and equipment.



Stairs and platform self-level at any height

Gas springs for easy height adjustment

Adjustable Height.

The G Series adjusts height with the removal of a single locking pin.

The gas springs provide assistance in raising the platform, while gentle downward pressure lowers the platform.

Replace the locking pin at the desired height and the stair is ready for use.

G Series | Self-Leveling Stair & Work Platform

R-8



Work at the correct height for the job. ▼

▲ Self-supporting platform protects fragile equipment.



▼ Work at multiple heights in multiple locations with a single platform.



MP Series | Mobile Work Platform

R-10

The workspace of a fixed platform with the benefit of mobility.

Built like a fixed platform.

The MP Series is a highly mobile work platform designed to bring the user to the level of the work with an unparalleled level of confidence and safety. The powder-coated handrails, full size 45° rise stair stringer, and standard width and depth steps meet OSHA specifications for mobile platforms. The lightweight aluminum construction and single user maneuverability ensure the MP will be a favorite and undoubtedly the 'Go-to' workhorse of any facility.



Each component is proudly crafted in our South Carolina facility.




Annette
Customer Service

Mobility

The MP Series is easily maneuvered by a single operator and the 360° swiveling casters allow precise positioning.

Locking casters prevent both swivel and roll, while the soft no-flat tires roll easily over asphalt and gravel.





◀ D-Shaped rails for stronger surface to surface contact.



▲ Full sized stairs allow users to operate as if on a fixed platform.



Configurability

Optional removable handrails give the MP series mobile platform unparalleled versatility.

Each handrail slides securely into and out of its retaining sleeve without tools, allowing operators to reconfigure the platform in the field.

MP Series | Mobile Work Platform

R-12

Swiveling casters allow the MP to be easily positioned against machinery for inspection or service. ▶



◀ The 5 stair MP Series is the perfect tool for loading and unloading trucks.



▲ With all aluminum construction and powder coated handrails RollAStep is built to last – both indoors and out.

MP Series | Mobile Work Platform

R-14



Allow operators the ease and safety of loading/securing safely before motoring. ▶



▲ RollAStep's individual removable handrails allow for quickly accessing specific locations along the platform without compromising safety in other areas.

Flatbed Fall Protection

R-15



▲ One to two operators can safely move units away from trucks while entering and exiting the loading bays to prevent any damage.

MP Series | Mobile Work Platform

R-16



Customized to meet your needs.

Larger custom platforms allow for multiple users and equipment to be close at hand.

Cantilever platform and angled handrails ensure minimal gaps between platform and work area such as a fuselage of an aircraft. ►



▲ Highly engineered custom cantilever rolling platform for the aeronautical industry



▲ Large rolling platform with single point hydraulic adjustability



▲ Large rolling platform easily maneuvered into place manually

TR Series | Mobile Process Workstand

R-18

Made for work. Designed for safety.

We designed our tilt and roll with room to get the job done, wherever it may be. The 6 sq.ft. (5.5742e+5 square mm) platform is large enough for an operator, tools and parts, with room to spare. The lightweight frame and unique side rolling wheels make this rolling platform highly mobile and easy to position in tight spaces.

300 lbs. (136 kg)
Load Limit



Heather
Receptionist



Each component is proudly crafted in our South Carolina facility.



▲ Full size, powder coated handrails.



▲ Six sq.ft. (5.5742e+5 square mm) of work area is roomy enough for an operator, tools and parts.



▲ The unique side rolling casters make the TR Series easy to position in tight areas.

Built for safety.

The TR Series is anything but a standard stick-built rolling ladder.

- 🔧 Full-size handrails
- 🔧 Wide base and stairs
- 🔧 Aggressive tread
- 🔧 42" (1067 mm) Handrail and midrail
- 🔧 Full toeboard

The sturdy aluminum construction supports a 300lb (136 kg) load limit without sacrificing mobility.

TR Series | Mobile Process Workstand

R-20



The wide base provides additional stability. ▼

▲ The additional platform area brings a new level of safety to warehousing tasks.



▼ The TR Series is designed with the stability and work area to get the job done.

Specifications | C and G Series

R-22

The **C SERIES** is available in sizes ranging from 7 to 11 steps. Use the chart below to determine specifications for each size.

For more detailed drawings visit: RollaStep.com

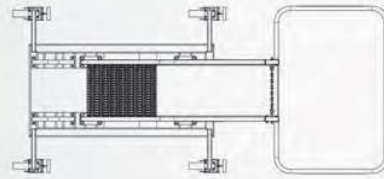
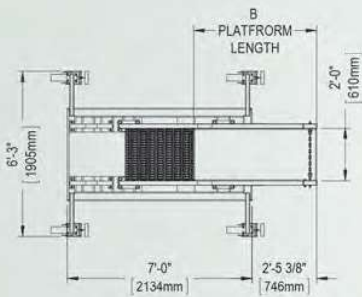
C SERIES MODEL	A (ft) [mm]
C SERIES-8	8' [2438]
C SERIES-9	9' [2743]
C SERIES-10	10' [3048]
C SERIES-11	11' [3353]
C SERIES-12	12' [3658]



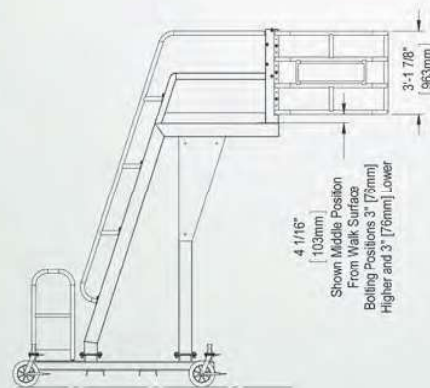
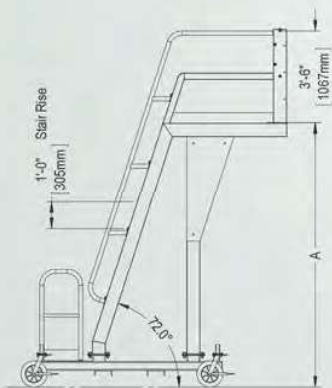
C SERIES-8 (8ft) (2438mm)



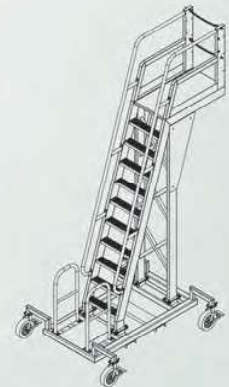
C SERIES-9 (9ft) (2743mm)



C SERIES-10 (10ft) (3048mm)



C SERIES-11 (11ft) (3353mm)

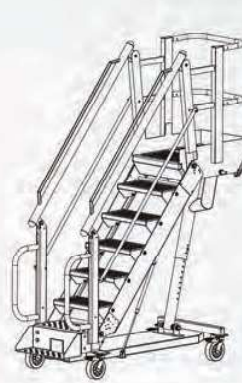
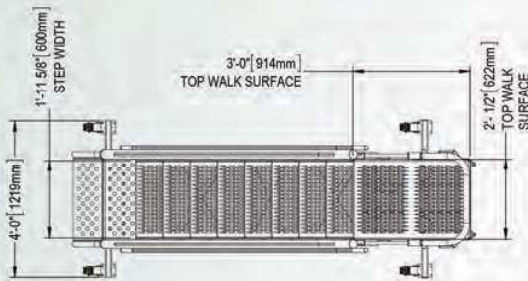


C SERIES-12 (12ft) (3658mm)

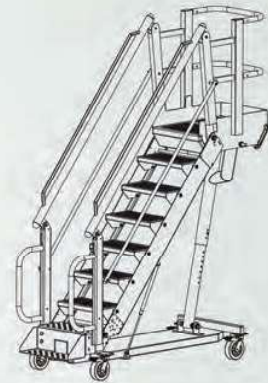
The **G SERIES** is available in sizes ranging from 7 to 10 steps. Use the adjacent chart to determine specifications for each size.

For more detailed drawings visit: RollaStep.com

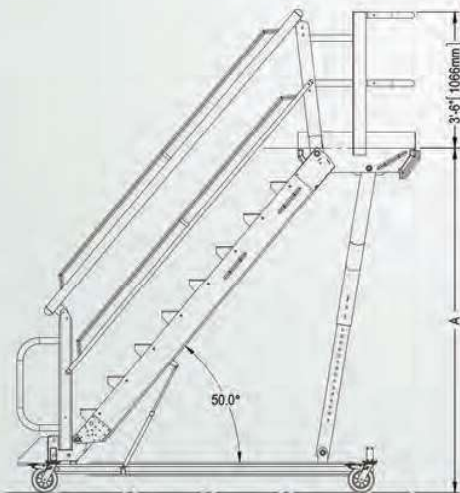
G SERIES MODEL	A (inches) [mm]
G SERIES -7	75.875" [1927]
G SERIES -8	85.8125" [2180]
G SERIES -9	95.75" [2432]
G SERIES -10	105.75" [2686]



G SERIES -7



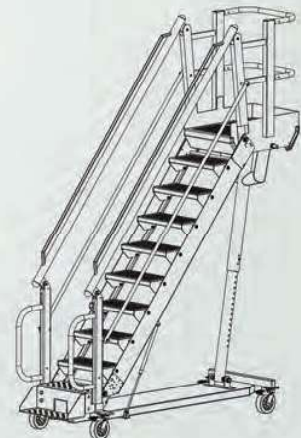
G SERIES -8



G SERIES -10



G SERIES -9



G SERIES -10

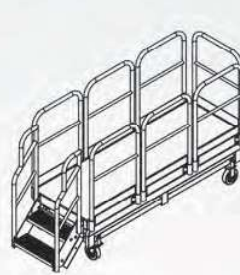
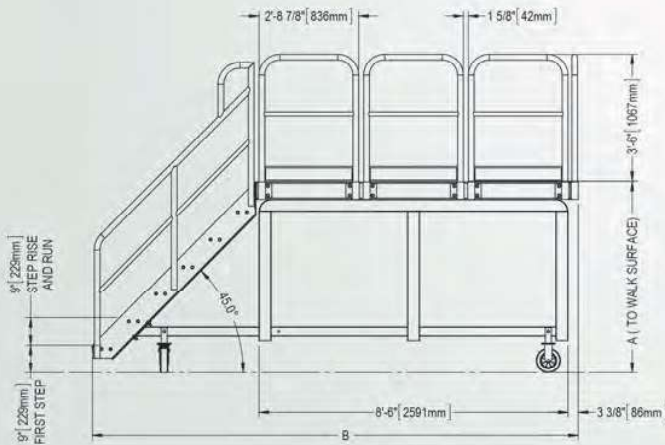
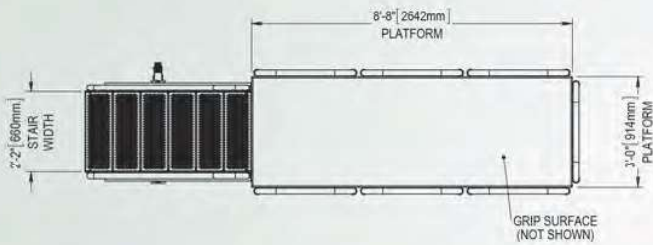
Specifications | MP and TR Series

R-24

The **MP SERIES** is available in sizes ranging from 2 to 7 steps. Use the adjacent chart to determine specifications for each size.

For more detailed drawings visit: RollaStep.com

MP SERIES MODEL	A (in) [mm]	B (in) [mm]
MP SERIES - 27	27" [686]	122.375" [3108]
MP SERIES - 36	36" [914]	131.375" [3337]
MP SERIES - 45	45" [1143]	140.375" [3566]
MP SERIES - 54	54" [1371]	149.375" [3794]
MP SERIES - 63	63" [1600]	158.375" [4023]
MP SERIES - 72	72" [1829]	167.375" [4251]



MP SERIES - MP-27



MP SERIES - MP-36



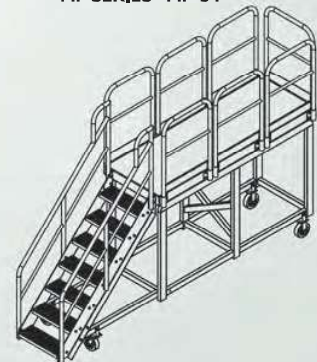
MP SERIES - MP-45



MP SERIES - MP-54



MP SERIES - MP-63

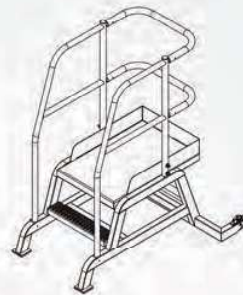
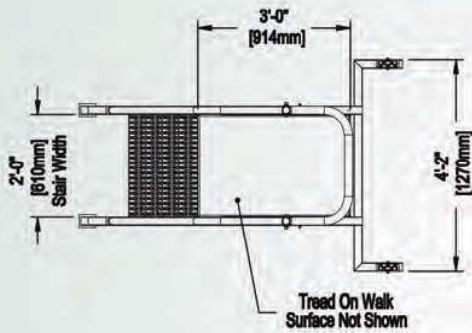


MP SERIES - MP-72

The **TR SERIES** is available in sizes ranging from 1 to 5 steps. Use the adjacent chart to determine specifications for each size.

For more detailed drawings visit: RollaStep.com

TR SERIES MODEL	A (in) [mm]	B (in) [mm]
TR SERIES - 24	24" [610]	66.0625" [1678]
TR SERIES - 36	36" [914]	70" [1778]
TR SERIES - 48	48" [1219]	72.9375" [1853]
TR SERIES - 60	60" [1524]	76.375" [1940]
TR SERIES - 72	72" [1829]	80.0625" [2034]



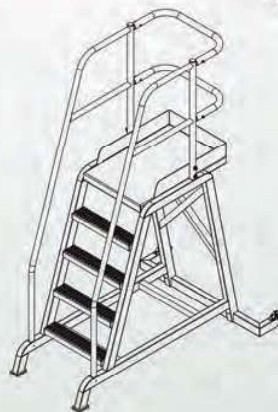
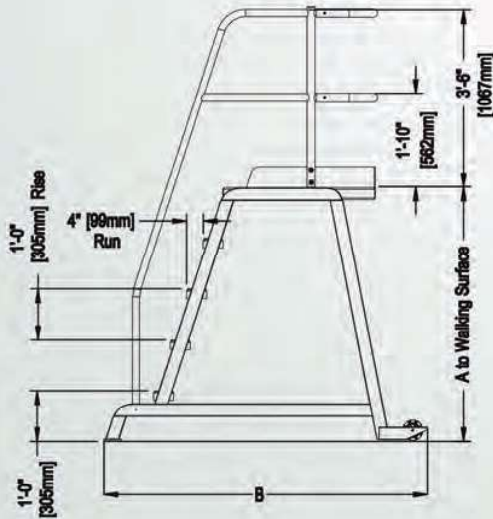
TR SERIES - 24



TR SERIES - 36



TR SERIES - 48



TR SERIES - 60



TR SERIES - 72